


WORK SOCKET



PLACING CUTTING-EDGE CONNECTIVITY CENTERSTAGE

OFFICE

Given that we spend so much time at work, functionality plays a crucial role in transforming workspaces into places of workplace well-being. Our products combine functionality with a unique design that adapts to individual office equipment. From practical hacks that seamlessly deliver electricity and make cables discreetly disappear to customized electrification systems that meet all data requirements, A. & H. Meyer elevates the connectivity experience in the modern workplace.



FOR USE IN:

- Desking Systems
- Executive Desks
- Training Tables
- Workstations
- Panel Systems
- Cable Trays
- Home Office

HOTEL & LOUNGE

Whether waiting in the cushy confines of a hotel lobby or office building, enjoying a moment of relaxation at a recreation area or even winding down in the familiar comfort of your own living room, a lounge with comfortable furniture is crucial in creating a cosy atmosphere for informal communication. To optimize the connectivity experience in this special zone, A. & H. Meyer has developed practical and innovative electrification concepts and products: power and data connections at your fingertips, and peace of mind and comfort to boot



FOR USE IN:

- Collaborative Areas
- Airport Lounge
- Reception Desks
- Hotel Rooms

PLACING CUTTING-EDGE CONNECTIVITY CENTERSTAGE

SHOPFITTING

Contemporary displays and shelving of shops, showrooms and booths require not only precision work and aesthetic appeal but also functional versatility. At A. & H. Meyer, our smart electrification solutions can be customized to meet virtually any application requirement for both retail and showroom concepts. Suitable for lightweight walls and installed partly tool-free, our vast selection of exciting offerings are designed to ensure secure and space-saving connectivity



FOR USE IN:

- Shelf Systems

CONFERENCE

Atmosphere plays an important role in the conference room, being the integral part of a corporate office or hotel wherein important matters are discussed face-to-face. Key to ensuring both physical and technical comfort is the simplified and streamlined integration and adaptability of technology in the conference room. With A. & H. Meyer's range of innovative solutions, technology and media connections kick into high gear to guarantee both user comfort and satisfaction



FOR USE IN:

- Conference Tables
- Boardroom Tables
- Meeting Tables

WORKSOCKET

LEAF

ORGANIC SIMPLICITY, USER FLEXIBILITY

The WORKSOCKET Leaf is a surface-mounted unit designed to optimize space and adapt to desk-sharing arrangements thanks to its compact footprint and design. A simple unit to set up and use, it is securely mounted by means of Powerstrips or a table clamp and provides durable and efficient access to power and communication outlets.

This unit can be configured with 250 modules to meet any requirements and comes hardwired with a built-in starter or connector cable of customizable length. Emblematic of modern organic aesthetics, the WORKSOCKET Leaf features fluid lines and dynamic curves with end-caps that mimic the shape of a leaf. Choose from a fascia colour of either black or signal white.



FOR USE IN:

- Executive Desks
- Training Tables
- Workstations
- Home Office
- Hotel Rooms



The fascia of the WORKSOCKET Leaf is offered in either black or signal white colour



Featuring fluid lines and curves, this modular unit boasts leaf-inspired end-caps



Installed tool-free, the WORKSOCKET Leaf is securely mounted to the tabletop by means of Powerstrips or a clamp.

WORKSOCKET

SMART

SPACE SMART

A modular desktop unit, the WORKSOCKET Smart is specifically designed to optimize workplace efficiency by facilitating desk-sharing setups. Easily mounted with Powerstrips, this flexible electrification solution provides direct access to power and communication connections.

The WORKSOCKET Smart can be fitted as per your requirements with a choice of 250 modules, and comes with a built-in connector cable. Clean-lined with a timeless silhouette, its profile is available in silver or champagne colour with black or white fascia.



FOR USE IN:

- Executive Desks
- Training Tables
- Workstations
- Home Office
- Hotel Rooms



The unit sits flush with the table edge due to its elegant design.



The profile of the NETBOX Smart is available in silver or champagne colour.



Opt for a tool-free installation with a loaded Powerstrip or mounting with a clamp.

WORKSOCKET

J U K E

OUT OF THE BOX

WORKSOCKET Juke puts fun into functional with its funky yet streamlined design. Designed to be adept to different types of surfaces and purpose, this unit can be mounted upside down below your furniture. There are 2 gang modules to choose from, which makes this unit a flexible and essential unit to complement your digital devices.

Featuring rounded edges and monochrome colours to give it a distinctive modern appeal, NETBOX Juke looks good on top of surfaces, though you can definitely install it out of sight for a clutter-free appearance.



FOR USE IN:

- Executive Desks
- Training Tables
- Workstations
- Home Office
- Hotel Rooms



WORKSOCKET Juke with its 2 modules is fully customizable.



Minimalistic and modern design with rounded edges and monochrome colours.

WORKSOCKET

M

TIMELESS CLASSIC. BACK TO BASICS

As the original A. & H. Meyer standard socket box for power, data and voice, the WORKSOCKET M is a functional and cost-efficient electrification solution, which is available in 2, 3, 4 or 5 gang configurations. With a detachable frame on its plastic sheath, WORKSOCKET M can be installed and used in many settings, and can be mounted to any surface or concealed within partitions and cable trays



The WORKSOCKET M is available in 2-, 3-, 4- or 5-gang configurations and in different colors.

FOR USE IN:

- Workstations
- Panel Systems
- Cable Trays
- Home Office



The side brackets enable the WORKSOCKET M to be mounted to surfaces or embedded in partitions.



Daisy-chain is possible with WORKSOCKET M.

WORKSOCKET

M

TIMELESS CLASSIC. BACK TO BASICS

As the original A. & H. Meyer standard socket box for power, data and voice, the WORKSOCKET M is a functional and cost-efficient electrification solution, which is available in 2, 3, 4 or 5 gang configurations. With a detachable frame on its plastic sheath, WORKSOCKET M can be installed and used in many settings, and can be mounted to any surface or concealed within partitions and cable trays



The WORKSOCKET M is available in 2-, 3-, 4- or 5-gang configurations and in different colors.

FOR USE IN:

- Workstations
- Panel Systems
- Cable Trays
- Home Office

The side brackets enable the WORKSOCKET M to be mounted to surfaces or embedded in partitions.

Daisy-chain is possible with WORKSOCKET M.

WORKSOCKET

PROFILEBOX

A MULTIFACETED CLASSIC

The WORKSOCKET Profile box is A. & H. Meyer's most flexible system due to its highly customizable configuration as it can accept up to 35 outlet modules. This versatility allows the WORKSOCKET Profilebox to find its place in many applications, while its functionality and uncomplicated design make it ideal for concealed installations. In addition, the unit can be customized to include surge protection, separate earth, power cleaners, switches and separate power circuits.



FOR USE IN:

- Workstations
- Cable Trays
- Home Office
- Meeting Tables



Detachable plastic clamps allow the WORKSOCKET Profilebox to be easily affixed to any surface. Special application for looping with same end-cap can be integrated.



The WORKSOCKET Profilebox also accommodates a range of power, data, multimedia, and voice configurations, as well as protection devices.

WORKSOCKET

TURN TURN COMFORT

COMFORT ZONE

WORKSOCKET Turn and Turn Comfort are A. & H. Meyer's signature built-in units. Both products rotate - manually for the former and at the touch of a button for the latter - to either reveal or conceal the socket outlets. When rotated to the "closed" position, the unit sits flush with the surface into which it is mounted. This allows for an unobtrusive surface top when the unit is not in use.

Both WORKSOCKET Turn and Turn Comfort permit access from any angle, rendering them highly flexible solutions. As the cables run underneath the table, its sleek appearance is further enhanced, especially in table tops with a minimum thickness of 10mm. The NETBOX Turn and Turn Comfort are available in customizable lengths.



FOR USE IN:

- Conference Tables
- Boardroom Table
- Meeting Tables
-



The unique click-stop mechanism secures the unit safely into position - making installation quick and tool-free!



The WORKSOCKET Turn Comfort rotates, at a touch of a button, to expose or conceal the outlets.

WORKSOCKET

AXIAL.AXIAL COMFORT

COMFORT IN THE WORKPLACE

WORKSOCKET Axial and Axial Comfort are two built-in solutions that close flat and flush against their mounted surfaces.

Accessible from the front to reveal the power, voice and data sockets as and when required, the WORKSOCKET Axial pivots upwards while the WORKSOCKET Axial Comfort, at a touch of a button, thanks to a spring mechanism.

As the rubber lips allow cables to travel to and from desktop devices such as computers, telephones and multimedia equipment, the units remain close even when in use. The outlets are positioned below the table surface and work best with tabletops with a minimum thickness of 10mm. Self-contained and simple to install, both units are available in customizable lengths and can accommodate the entire portfolio of A. & H. Meyer's outlets.



FOR USE IN:

- Executive Desks
- Workstations
- Conference Tables
- Boardroom Table
- Meeting Tables



The unit's unique spring mechanism allows for easy access at the push of a finger.



The click-stop mechanism renders installation speedy and effortless

WORKSOCKET

SMART TRAY

SMART FIT

Keep your cables efficiently organized with WORKSOCKET Smart Tray, an elegant cable management tool that provides easy access to your cables while keeping them out of sight.


WORKSOCKET Smart Tray offers a choice of 4 or 5 gang modules to meet different conference room requirements. When not in use, a flip cover conceals the opening to maintain a clutter-free surface.

Designed for tables of any shapes and sizes, this under-table unit features a user-friendly compartment tray for cables.

WORKSOCKET Smart Tray is also hidden under a flip cover which is part of your table top.

FOR USE IN:

- Training Tables
- Workstations
- Panel Systems



Your flip cover blends the WORKSOCKET Smart Tray into the table-top for a clutter-free surface.



An under-table compartment keeps messy cables out of sight, out of mind.

WORKSOCKET LINE

SMART FIT

Keep your cables efficiently organized with WORKSOCKET Smart



NETBOX
Line



ABOVE THE LINE OF DUTY

The functional NETBOX Line with its rounded curves is a classic built-in desktop solution that offers full and easy access to power, voice and data sockets. Its unique design renders the NETBOX Line slightly elevated above table level so as to protect against possible damage from liquid spills, thus keeping wires and cables safe. Along with A. & H. Meyer's unique click-stop mechanism, the NETBOX Line can be readily installed in any kind of tabletop, including glass tops. The NETBOX Line is customizable in various lengths and can be connected using a starter or connector cable. One special option is having such cables for the power supply hard wired to the unit. The NETBOX Line can also be paired with a monitor arm, which is secured by a metal bracket.

For use in:
Executive Desks
Conference Tables
Boardroom Table
Meeting Tables
Hotel Rooms



The NETBOX Line has a sleek and contemporary aesthetic.

The unique click-stop mechanism makes installation quick and tool-free.



NETBOX
Style



STYLE IN SIMPLICITY

Square and clean, the NETBOX Style combines straight-lined design with high functionality. Its low profile features an aluminum surface, which complements every kind of furniture system. Due to its straightforward installation on the tabletop, the NETBOX Style can be readily integrated into one totally seamless work surface. The large number of possible combinations allows for individual and specialized solutions. The tool-free mounting via click-stop device guarantees a smooth fitting and time savings. The NETBOX Style can be connected using a starter or connector cable of different lengths.

For use in:
Executive Desks
Conference Tables
Boardroom Table
Meeting Tables
Hotel Rooms



The click-stop mechanism allows for speedy installation.



The NETBOX Style features a clean and angled design.



Your flip cover blends the WORKSOCKET Smart Tray into the table-top for a clutter-free surface.

An under-table compartment keeps messy cables out of sight, out of mind.

WORKSOCKET

STYLE

STYLE IN SIMPLICITY

Square and clean, the WORKSOCKET Style combines straight-lined design with high functionality. Its low profile features an aluminum surface, which complements every kind of furniture system. Due to its straightforward installation on the tabletop, the WORKSOCKET Style can be readily integrated into one totally seamless work surface. The large number of possible combinations allows for individual and specialized solutions. The tool-free mounting via click-stop device guarantees a smooth fitting and time savings. The WORKSOCKET Style can be connected using a starter or connector cable of different lengths.



FOR USE IN:

- Executive Desks
- Conference Tables
- Boardroom Table
- Meeting Tables
- Hotel Rooms .



The click-stop mechanism allows for speedy installation.



The WORKSOCKET Style features a clean and angled design.

WORKSOCKET

POINT

THE EMBODIMENT OF EFFICIENCY

Compact and classy, WORKSOCKET Point is a Red Dot award-winning electrification unit that can be installed in furniture for seamless and secure connectivity. Whether in office spaces, libraries, hotels, airports or even at home, its unobtrusive silhouette and various color options for the cable outlet will blend well in any décor.

And thanks to its efficient and rational modular design, the WORKSOCKET Point fits snugly, and is ideal for retrofitting into existing standard 80mm cable grommets. Even better, its nifty click-stop mechanism makes both assembly and disassembly a breeze. The WORKSOCKET Point also features a fixed connected power cable supply and two exchangeable communication modules.

The communication modules facilitate convenient exchange among a choice of RJ45, HDMI, USB, mini jack 3.5mm and S-Video

FOR USE IN:

- Training Tables
- Collaborative Areas
- Airport Lounge
- Reception Desks
- Hotel Rooms



The hassle-free click-stop mechanism ensures quick installation.



The NETBOX Point features either a hard-wired starter or a connector cable.



Power and communication modules can be configured to suit individual needs.

WORKSOCKET

SPOT

SUBTLE. SMART. SEAMLESS CONNECTIVITY

WORKSOCKET Spot, A. & H. Meyer's smallest power unit, forms an inconspicuous connection point for reliable electricity and data supply. Featuring an understated minimalistic design and a diameter of just 50mm, the WORKSOCKET Spot will suit all types of furniture and interior styles. It is installed by means of screws mounted from below, and can also be embellished with a grommet ring.

FOR USE IN:

- Training Tables
- Collaborative Areas
- Airport Lounge
- Reception Desks
- Hotel Rooms



NETBOX Spot Data can be outfitted with a wide variety of interchangeable modules such as USB, RJ45, and HDMI.



Option: The plastic cover ring is available in different colours - or varnished in special colours



The USB charger features 2 x USB female type A for up to 2.1 amps.

WORKSOCKET

M O V E

JUST MOVE IT

The new and improved WORKSOCKET Move features Snapfit, a lock-in mechanism that ensures everything stays perfectly in place.

With just a light push on the lid, you can easily pull out the unit until it locks into its open position. When not in use press the red Snapfit button to release the unit and push the connector down to stow away.

Flexible and versatile, WORKSOCKET Move offers the option of 2 to 5 gang modules, allowing you to customize the connector to your preferred module configuration. This stylish power connector also features a stylish and space-saving design, complementing contemporary office spaces effortlessly



FOR USE IN:

- Executive Desks
- Training Tables
- Workstations
- Home Office
- Hotel Rooms



NETBOX Move: Push, pull and lock when needed



When done, push the red Snapfit for a neat and quick stow away.

WORKSOCKET

RAIL

SMALL IN SIZE BIG ON PERFORMANCE

The clean-lined profile of the worksocket Rail maximizes the use of space in workstations, typically in office spaces with panels, cubicles and partitions. The surface-mounted modular unit can be easily built into these systems, and then installed by means of concealed back-panel screws. Available in any length, the NETBOX Rail can be configured in a choice of over 250 different modules, including communication devices.



FOR USE IN:

- Workstations
- Panel Systems
- Home Office
- Shelf Systems



The WORKSOCKET Rail's trim design ensures the unit is easily built into panels, cubicles, and partition systems



The WORKSOCKET Rail can be connected to power sources and other units via its connector systems



With a body thickness of only 30mm, the WORKSOCKET Rail can be easily installed back-to-back into 60mm panels.



The WORKSOCKET Rail is effortlessly mounted onto surfaces or in concealed partitions by means of screws.

WORKSOCKET

RAIL +

THIN WALLS. BIG SOLUTION

Mounted in no time: The worksocket Rail+ is a new built-in solution for partition walls. The shallow mounting depth is ideal for installation in very thin walls.

The worksocket Rail+ is eminently suitable for shop fittings and constructions of exhibition stands as its aluminium profile can be readily teamed with up to ten modules.



FOR USE IN:

- Panel Systems
- Collaborative Areas
- Shelf Systems



The connector cables for power and data are hardwired to the unit.



Its sleek and contemporary design ensures the WORKSOCKET Rail+ is easily built into panels, cubicles and partition systems.



A mounting depth of only 40mm makes the WORKSOCKET Rail+ an ideal unit for back-to-back installation.



The WORKSOCKET Rail+ is effortlessly installed onto surfaces or in concealed partitions with the use of screws.

WORKSOCKET

COMBI & COMPACT

SMOOTH & SLEEK

Designed to provide single-sided access, the stylish WORKSOCKET Combi and Compact are built-in units that provide up to 4 power, data and multimedia modules. The aluminium, spring-damped lid is held in a closed position by magnets.

The WORKSOCKET Combi comes with a cable box for power supplies to slot over-length cabling, rendering an extra cable tray under the table unnecessary.

FOR USE IN:

- Conference Tables
- Boardroom Tables
- Meeting Tables



Sufficient space for over-length cabling: the WORKSOCKET Combi features a metal cable box.



The WORKSOCKET Compact is the best choice for module's placed flush to the table top.



The cable box is mounted with screw holes found on its sides.

WORKSOCKET

COMBI DUPLEX

SMART ACCESS

Designed to provide a straightforward double-sided access to power and data, the WORKSOCKET Combi Duplex is an ideal accessory to modern office furnishings.


Incorporating a cable box and a pair of WORKSOCKET M, the WORKSOCKET Combi Duplex offers space for up to 8 power, data and multimedia modules. Screw holes found on the sides guarantee easy installation.

FOR USE IN:

- Conference Tables
- Boardroom Tables
- Meeting Tables



Pressing the cover unlocks the plate and uncovers the unit.



Access to the unit from both sides allows for easy connection to power, data and multimedia outlets.



The ample cable box provides sufficient space for power supplies and cables, offering a clutter-free solution



CONTACT US!

 +971 58 936 2100



 www.workplace.ae

 info@workplace.ae | sales03@workplace.ae

 Workplace Furniture Trading llc, 103 - 34 Sai Business Center,
Al Makhawi Building, Umm Hurair Street, Oud Metha,
Dubai, UAE, Po Box 80744.