



Product Catalog



SOLUTIONS FOR ELECTRICAL, DATA CONNECTIVITY AND BY
TELEPRESENCE FOR ENVIRONMENTS AND FURNITURE





ARE YOU IN NEED OF SOLUTIONS FOR ELECTRICAL, DATA AND POWER
CONNECTIVITY TELEPRESENCE FOR ENVIRONMENTS AND FURNITURE ?

BRAVO

C O N N E C T



We have The solution !


AND DO YOU KNOW WHY? BECAUSE WE ARE ONE COMPANY WITH...




Solutions Plug & Play: to connect and use



Products insurance: 100% tested in factory



High durability and functionality: products fulfill the they promise.



Products ready for usage: no need in installation electrical



Customized products: own engineering team.



Reliability: components certified by INMETRO



Ergonomics: products integrate with the work environment



Integration with the environment: do not cause and are not susceptible to noise electromagnetic, as they have grounded metallic casings.



Agile and effective service : quotes and questions about products readily served



Company 100% Brazilian



Connectivity taken seriously

DISCOVER OUR PRODUCTS

BRAVO
CONNECT



CONNECTIVITY ELECTRICAL AND DATA

On Surface Line

ON SURFACE LINE PRODUCTS

Access to energy and data in a practical and portable way.
The ON SURFACE line adapts to your needs.
Easy to Install.
Easy to Connect.
This is the On Surface line.
Quality, Practicality, Security and Technology..



START LINE (painted steel)

MINI START TOWER

A Mini Start Tower It is one solution practice for loading in cell phones together to the furniture, already which was designed to be placed on the table , fixed under furniture or between stringers. Makes available in form simple It is practice, two sockets It is one exit USB simple.

Manufactured totally in material metallic, The same he was designed for no cause nor to be susceptible to electromagnetic disturbances in the environment. (electrical noise induced or conducted).



Alreadygo to with cable in food with plug for quick r connection .

TECHNICAL CHARACTERISTICS.

- Structure metallic with Matte painting
- Availability at color _ p r eta
- two sockets _ 2P+T in 10A, 100-240V It is 50-60Hz
- 1 loader USB simple in 5V 1.5A
- Cable in 1800mm with plug 10A 2P+T



START TOWER

The Start Tower It is a practical solution for loading of cell phones in receptions, rooms in wait, rooms in trainings, fairs It is events or locations in big flow in people, as airports, emergency rooms, banks, restaurants, etc... already what provides, in a simple and practical way , 4 sockets for connection in chargers It is one tray in support for until 4 cell phones. Made entirely of metallic material , it was designed for no cause nor to be susceptible The disturbances electromagnetic at the environment (noises electrical induced or driven), good as no topple The leave in any imbalance. Already he comes with cable in food with plug for quick connection.

Product he can to be custom with The logo of client or same painted in form personalized (The leave in 10 units acquired).



TECHNICAL CHARACTERISTICS.

- Metal structure with matte paint
- Available in black gloss colors with graphite gray trays or all in matte black
- 4 10A 2P+T sockets, 100-240V and 50-60Hz
- 1800mm cable with 10A 2P+T plug
- In its variations, the Start Tower can be supplied with 5V Simple USB 1.5A or Dual USB two outputs 5V 1.5A each (individual outputs).

START LINE (painted steel)

SUPER START TOWER

A Super Start Tower It is one solution for loading in cell phones in places with a high flow of people, such as airports, fairs, events, exhibitions, etc... given their large loading capacity and power.

Provides, in a simple and practical way, six sockets and two outputs Dual USB. Made entirely of metallic material, it was designed not to cause or be susceptible to disturbances electromagnetic noise in the environment (electrical noise induced or conducted).

Alreadygo to with cable in food with plug for quick connection .

Its center of gravity was specially designed so as not to tip over in case of impacts.

Highly durable product, 100% metallic.

Grounded product, without any danger of electric shock.

Plug & Play, ready to be used as it is already assembled from the factory.

Strict quality control: 100% of parts tested.

TECHNICAL CHARACTERISTICS

- Metal structure (high durability)
- Two support trays for cell phones
- Available in matte black
- 1800mm cable with 2P+T plug
- 6 10A 2P+T sockets, 100-240V, 50-60Hz
- The Super Start Torre is a solution for charging cell phones in places with a high flow of people, such as airports, fairs, events , exhibitions, etc... given its large loading capacity and power.
- Provides, in a simple and practical way, six sockets and two outputs Dual USB. Made entirely of metallic material, it was designed not to cause or be susceptible to disturbances electromagnetic noise in the environment (electrical noise induced or conducted).
- It already comes with a power cable with plug for quick connection. • 2 dual 5V - 1.5A USB chargers, totaling 4 USB chargers
- 1800mm cable with 10A 2P+T plug
- Approximately 1.3 meters high.



START LINE (painted steel)

STARTUP

From the Start line, Start UP is an intelligent and discreet solution that takes energy and data from a simple and quick way.

Mobility and practicality are its main characteristics.

Applied to the edge of tops up to 25mm thick, it can be easily removed and reinstalled in another environment.

To use it, you just need to plug it into a socket, as its electrical installation is already resolved at the factory.

Plug&Play, Start UP is a safe and easy-to-install solution.



TECHNICAL CHARACTERISTICS

- Metallic structure with satin paint
- Comes with adapter kit technologies (BE01421)
- Available in options 2 and 4 modules
- Available in white and black 100-240V 50-60Hz
- 1800mm cable with 10A 2P+T plug
- Comes with installation manual



STARTFIX

The Start FIX line was developed to be attached to the bottom of the top, keeping the surface of the furniture intact, without the need for cutouts and without interfering with the environment of work.

Discreet and versatile, this line of products can be used on work platforms, meeting rooms, collaborative environments and in many other projects.

Plug&Play, Start Fix is a safe and easy to install solution.

The basis of Fixation can be manufactured to the extent of the top recess, always leave the connections in the most appropriate

TECHNICAL CHARACTERISTICS

- Metallic structure with satin paint
- Comes with adapter kit technologies (BE01421)
- Available in options 2 and 4 modules
- Available in white and black 100-240V 50-60Hz
- 1800mm cable with 10A 2P+T plug
- Comes with installation manual



START LINE (painted steel)



TECHNICAL CHARACTERISTICS

- Metallic structure with matte paint
- Available in black
- Comes with adapter kit
- technologies (BE01421)
- 100-240V 50-60Hz
- 1800mm cable with 10A 2P+T plug
- Comes with installation manual

START FIT

START FIT is a perfect accessory for application in metal gutters, work platforms, meeting tables and in cases where the furniture already contains a cutout and passes cables, but requires connectivity.

Competitive product, the Start FIT ruler offers installation simple and quick, with fully shielded electrical part.

Produced in Brazil, the Start FIT line was developed for the national market, following strict quality standards and security.

Available configurations:

3 sockets, 2 data inputs

3 sockets, 3 data inputs

4 sockets, 2 data inputs

STORM LINE (aluminum)

MINI STORM TOWER

A Mini Storm Tower It is one solution practice for loading in cell phones. Made from aluminum and steel, The Storm Tower has a design modern It is pleasant, matching with any environment.

Provides in a simple and practice, two sockets and one charger USB simple. As you too much products from the BYRos Brazil, the same was designed for no cause nor be susceptible to disturbances electromagnetic at the environment (noises electrical induced or conducted).

Comes with power cable with plug for quick connection and base what allows perfect stability.

TECHNICAL CHARACTERISTICS

- Structure in aluminum
- Part front in steel, painted at color black or white
- two sockets 2P+T in 10A, 100-240V It is 50-60Hz
- 1 loader USB simple in 5V 1.5A
- Cable in 1800mm with plug 10A 2P+T
- Approximately 15cm in height



TECHNICAL CHARACTERISTICS

- Aluminum structure
- Front plate in steel painted in black or white
- 3 2P+T sockets of 10A, 100-240V and 50-60Hz
- Dual 5V USB charger of 1.5A each
- 1800mm cable with 10A 2P+T plug
- Approximately 70cm tall

STORM TOWER

A Storm Tower It is one solution practice for loading in cell phones in receptions, rooms in wait, rooms in trainings, fairs It is events or locations in big flow in people, such as airports, emergency rooms , banks, restaurants, etc... as it provides form simple and practice, 3 sockets for connection in chargers It is two chargersUSB.

Manufactured with structure in aluminum It is face in metal, The same it has design modern It is pleasant, matching with any environment.

Product he can to be custom with The logo of client or same painted inform personalized (The leave in 10 units acquired).

In your variations, The Storm Tower he can to be provided with 4 sockets or with USB Simple



ASSEMBLE LINE (aluminum)

ASSEMBLE

Created to respect mobility on the desktop, Assemble It is portable and can be attached to the edge of surfaces of different thicknesses, without the need for cut outs be installed.

Built in aluminum anodized, allows access to power and data with ease and elegance.



TECHNICAL CHARACTERISTICS

- Made from aluminum natural anodized
- Comes with adapter kit
- technologies (BE01421)
- Available in different combinations of modules, for power or data, from 2 to 8 modules in white or black
- 100-240V 50-60Hz
- 1800mm cable with 10A 2P+T plug
- Comes with installation manual



ASSEMBLE REVEAL

Created to preserve all the details of the furniture surface, allowing access to energy and data with great practicality, Assemble Reveal is a discreet and intelligent solution. Installed on the part bottom of the furniture surface, with a sliding mechanism that allows advancing or retreating it when necessary.

Assemble Reveal is a flexible solution that provides better use of space, bringing more practicality to its users.

TECHNICAL CHARACTERISTICS

- External finish in natural anodized aluminum
- Manual sliding of the accessory with lock
- Comes with adapter kit
- technologies (BE01421)
- Available in different combinations power and data, 4 and 6 modules in white or black
- 100-240V 50-60Hz
- 1800mm cable with 10A 2P+T plug
- Comes with installation manual



LINHA AXIL (aluminum)



AXIL X

Axil X respects the mobility of the work environment and can easily be attached to the edge of surfaces of different thicknesses, eliminating the need of cut outs in the furniture.

Due to easy access, effective and safe, this solution contributes to a better experience in the daily lives of its users.



TECHNICAL CHARACTERISTICS

- Made from anodized aluminum natural and steel, with painting glossy satin acrylic in black and white colors
- Comes with kit technologies (BE01421)
- Available in different combinations power and data, 4, 6 and 8 modules in white or black
- 100-240V 50-60Hz
- 1800mm cable with 10A 2P+T plug
- Comes with installation manual



B.TOWER

B.TOWER

When it comes to socket towers, Bravo Connect takes it very seriously. Discover B.Tower, loading tower motorized automatic! B.Tower is a moving tower automatic motorized, equipped with a bus connection, which prevents premature wear of the contact and connection failures caused by manual lifting and lowering of this type of accessory. Just one click on the command button so that the tower moves, entering into operation mode.

Perfect for use on tables and benches work, meeting tables, work benches kitchens, gourmet countertops and many others types of furniture where a touch of refinement and sophistication, as well as practicality, functionality, comfort and safety in electrical connections.

Equipped with 2 sockets electrical, double USB type A charger, Bluetooth speaker (sound box with connection via bluetooth) and a Qi inductive charger contact in its upper part, the B.Tower is a complete, safe and technological product, ready to equip sophisticated furniture that requires a product of high quality and performance.



TECHNICAL CHARACTERISTICS

- Equipped with two sockets 2P+T in 10A
- Equipped with loader USB double 5V 2.1A
- Equipped with contact Qi inductive charger at the top of the tower
- Equipped with bluetooth speaker
- Aluminum structure
- Automatic movement by electrical command
- LED signaling of energized outputs
- Available in black or white
- 100-240V 50-60Hz
- Rated power 4000W
- 1800mm cable with 10A 2P+T plug
- Comes with installation manual





BRAVO CONNECT

ADDRESS: RUA AMAZONAS , 512
JARDIM AMERICA.

CAXIAS DO SUL - RS- BRAZIL

PHONE:+55 54 99940-8285

E -MAIL : comercial@bravoexport.com.br