




Workplace
Let's Talk Furniture

the ergonomics of a living office

The science of ergonomics is constantly evolving. The optimal human-friendly offices abide by certain ground rules such as work-surface adjustability, chair design, foot rests, wrist rests, screen distance and height, keyboard placement, accessibility to components, human computer interface and space savings. These factors, when efficiently taken care of, lead to minimal musculoskeletal stress discomforts and disorders.

Only when you listen to the signals of the body, do you realize that astounding work-body correlation. We need you to get involved in endless conversation with our environment.





synchronicity

Your office desk, your approach, your organization has a unified purpose. A unified look accentuates the sync, it enhances the brand perception. This eventually impacts the recruiting, business developments to employee satisfaction and retention.

This encourages synchronicity and sustainability and you continue to grow.



COLLABORATE
CREATE
CONVERSE



CO-CREATE
CONTEMPLATE
CO-INHABIT

GEOMETRIC ARTISTRY



WORKPLACE believes in life spaces with light scale and clean horizontal planes. This creates a beautiful visual language that is carried out throughout the work place. Bosq showcases an intelligent selection of contemporary shapes, supports, storage components and materials in a heart-warming blend of colours.



A wide range of tasks can be aesthetically systematized with sharing/ non sharing options and appealing half glass or full glass partition boards. The desks come with choices of MDF and pre-laminated particle boards. You can choose pin boards or whiteboards. The powder-coated metal legs can be of a colour of your choice. We provide raceways and ensure excellent cable management with separate channels for electrical cables as well as data cables. The classy Bosq chairs that go with the workstations make the whole concept exemplary.

Bring in the art of geometry to your work environment with an astounding range of private and collaborative workstations.

Simple and straight TRIM

Depending on the nature of the work and the sharing requirements, you can choose from private and semiprivate varieties.



Table top 25mm thick pre laminated partical board with 2mm edge lipping finish, under staructure MS 50 x 50 x squire ms leg with powder coated, crossbar square ms tube with powder coated , BTT wire manager raceway frame for electrical & network 50mm thick x 250mm ht with powder coated metal facia are provided on main spain, above table top main spain privacy 8 mm thick laminated, glass marker fixed with glass holder provided, Specification : PEDESTAL 2D + 1F ; Size 400W x 450D x 640ht, made of 18mm thick pre laminated partical board, single multi lock, C handle

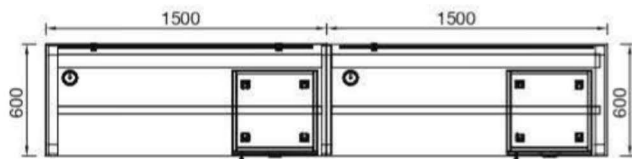
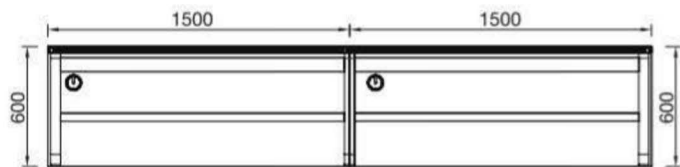




Table top 25mm thick pre laminated partical board with 2mm edge lipping finish, under staructure MS 50 x 50 x squire ms leg with powder coated, crossbar square ms tube with powder coated ; BTT wire manager raceway frame for electrical & network 50mm thick x 250mm ht with powder coated metal facia are provided on main spain, above table top main spain privacy 33mm thick screen, soft board with marker fixed provided, with perfo modersty is given between legs

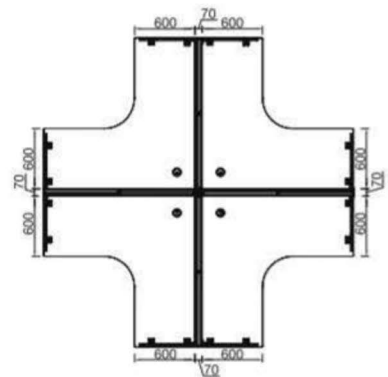


it is a plus SINEX

The elegant symbol of growth can be positioned aesthetically in relation to the demands of the workspace.



Specification : 70MM THICK tile base system with powder coated, ATT inside & out side fabric tile, BTT inside & out side laminate tile, each workstation 1no of marker & 1no of softboard tile considered, wire manager BTT raceway for electrical point, skirting level data net work point considered, table top / gablend 25mm thick PLPB with 2mm/0.8mm edgeband



T for dependability VALENT

The T shape offers dependability and consistency in space management



Specification : 70MM THICK tile base system with powder coated, ATT inside & out side fabric tile, BTT inside & out side laminate tile, each workstation 1no of marker & 1no of softboard tile considered, wire manager BTT raceway for electrical point, skirting level data net work point considered, table top / gablend 25mm thick PLPB with 2mm/0.8mm edgeband.

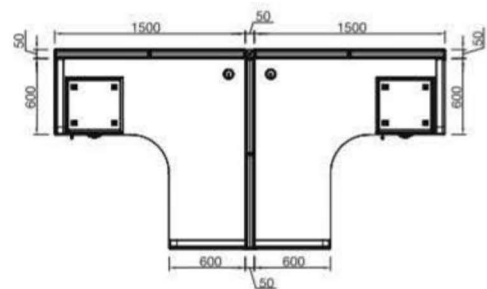
simplify

● ANGL

The L shaped workstation fits in easily to any work environment. It simplifies space issues. It comes with sharing and non sharing desks; with r without glass partitions.



Specification : 50MM THICK tile base system with powder coated, ATT inside & out side fabric tile, BTT inside & out side laminate tile, each workstation 1no of marker & 1no of softboard tile considered, wire manager BTT raceway for electrical point, skirting level data net work point considered, table top / gablend 25mm thick PLPB with 2mm/0.8mm edgeband, Specification : PEDESTAL 2D + 1F : Size 400W x 450D x 640ht, made of 18mm thick pre laminated partical board, single multi lock, C handle



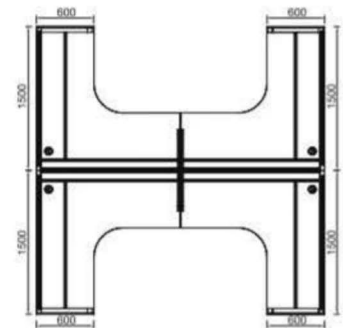
collaborative advantage



Gives a sense of private space in collaborative atmosphere, with its two side sharing options with opaque glass partitions.



Specification : 70MM THICK tile base system with powder coated, ATT inside & out side fabric tile, BTT inside & out side laminate tile, each workstation 1no of marker & 1no of softboard tile considered, wire manager BTT raceway for electrical point, skirting level data net work point considered, table top / gablend 25mm thick PLPB with 2mm/0.8mm edgeband,



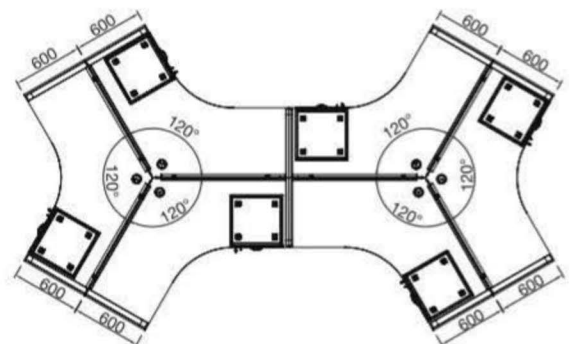
change
the outlook
> 120*

● OBTUSE

The life of office ergonomics; a well placed collaborative environ.



Specification : 50MM THICK tile base system with powder coated ATT inside & out side fabric tile, BTT inside & out side laminate tile, each workstation 1no of marker & 1no of softboard tile considered, wire manager BTT raceway for electrical point, skirting level data net work point considered, table top / gablend 25mm thick PLPB with 2mm/0.8mm edgeband, Specification : PEDESTAL 2D+ 1F : Size 400W x 450D x 640ht, made of 18mm thick pre laminated partical board, single multi lock, C handle



keep the
conversations
active

MATRIX

This offers a cluster of mutually complementing integrated sizes and shapes. Creates a versatile lively ambience.



the decision maker

D Cut

The desk that support powerful decisions.

The compact shape, with its perfect engineering, accommodates every detail a Managing Director's workstation should possess.



Table top & gablenl 25mm thick pre laminated partical board with 2mm edge lipping finish, modesty 18mm thick metal modesty ,under staructure MS 50 x 50 square with powder coated, & necessary hardware consider. Back Storgae 18mm Thik Partical board side,door,bottom & skirting, back sheet std white 9mm thick, top 25mm thick pre laminated partical board. With Flip up Box



D Cut. Comes in four different styles.



the board room pro

B Long

Brings in a sense of belonging.
Long cozy conference tables that hold innate professionalism;
draws undivided attention.





B Long. Comes in oval and rectangular shapes.



EVOLVE & THRIVE IN BOSQ ENVIRON

The WORKPLACE workstations offer a complete 2 year warranty. The tile based variety can be dismantled and assembled in no time. Any accidental damages are attended within 48 hours. None of the above workstations guarantee a wet area inhabitancy.

FROM THE HOUSE OF



The WORKPLACE Workstation is an offering from the makers of hi-end ergonomic corporate chairs evolved through years of innovations and designs. With most advanced multi function mechanisms, BOSQ chairs have proven the pure theory of ergonomics- absolute synchronization of the back, seat, the armrest, other support and the movement. They are known for maintaining the qualities such as precision, movement, ergonomics, longevity and flawless functioning while offering compact shapes.





MISSION

To deliver ergonomic comfort to our customers by providing hi-quality products, with emphasis on world class designs and timely customer service

VISION

To widen the perspective and to emerge as a globally accepted company in its area of competence



EXPLORING
INNOVATING
CUSTOMIZING
OPTIMIZING

WORKPLACE was launched by Naran Chirakkal Corporate Pvt. Ltd. (NC Corp.) in 2012 With international quality standards and designs WORKPLACE is still evolving to capture a name for itself among global giants



in pursuit of
timelessness



CONTACT US!

 +971 50 671 2599

 www.workplace.ae

 sales03@workplace.ae | sales04@workplace.ae

 Workplace Furniture Trading llc, 113 - 34 Sai Business Center,
Al Makhawi Building, Umm Hurair Street, Oud Metha,
Dubai, UAE, Po Box 80744.